



Part 2: Strategic Partnerships, Community Engagement, Funding, and Impacting Policy

Geoffrey Nagle, PhD, MPH, LCSW

**Tulane University
Institute of Infant and
Early Childhood Mental Health**



EARLY CHILDHOOD SYSTEM INTEGRATION BUDGET



Basic Assumption (1)

- The budget is the most significant POLICY DOCUMENT used in government planning.
- “The budget process is the spinal column of public policymaking.”



Early Childhood System Integration Budget

- Looks at resources for children less than age 5
 - Formatted by categories
 - Includes
 - description
 - source of funds
 - population served
 - geographic areas served



MENTAL HEALTH AND SOCIAL-EMOTIONAL DEVELOPMENT					
Lead Agency/Contact Person	Program Name	Short Program Description	Population Served	Funding Sources	Areas Served (e.g., regions, parishes, localities)
Department of Health and Hospitals					
Office of Public Health - Gina Lagarde	Project Last-Children's Bureau	Counseling to children who witness extreme violence and to parents whose infant died to SIDS.	Families experiencing an unexpected or violent death	Federal, State	Greater New Orleans
SGF \$32,480	IAT \$26,164	Fees \$0	Stat. Dedications \$0	Federal \$31,577	Total \$90,221
Office of Public Health - Gina Lagarde	Early Childhood Mental Health	Training and Mental Health Consultation - focus on infant mental health.	Staff who serve young families with mental disorders	Federal, State	Statewide
SGF \$111,650	IAT \$89,940	Fees \$0	Stat. Dedications \$0	Federal \$213,548	Total \$415,138
Office of Public Health - Joan Wightkin	SBIRT-Healthy Babies Initiative	Screening, Brief Intervention, Referral, Treatment for substance abuse, depression, & domestic violence.	Pregnant and postpartal mothers and infants	Federal, State	Statewide
SGF \$50,432	IAT \$40,626	Fees \$0	Stat. Dedications \$0	Federal \$49,031	Total \$140,089
Office of Public Health - Joan Wightkin	Perinatal Depression	Mental Health Services for pregnant women and postpartal women with mental disorders.	Women with mental disorders	Federal Grant	Greater New Orleans
SGF \$33,894	IAT \$27,303	Fees \$0	Stat. Dedications \$0	Federal \$32,952	Total \$94,149
Office of Behavioral Health	Early Childhood Supports and Services	ECSS is a prevention and intervention program with an interagency process as one of its key operating principles. The ECSS program provides a variety of supports and services, which include mental health intervention for young children and their families.	Young children ages 0-5	TANF (IAT from DCFS) and SGF	13 parishes: Lafayette, Orleans, St. Tammany, Iberia, St. Martin, East Carroll, West Carroll, Madison, Richland, Terrebonne, DeSoto, East Baton Rouge, Ouachita
SGF \$686,919	IAT \$0	Fees \$0	Stat. Dedications \$0	Federal \$5,500,000	Total \$6,186,919
JPHSA Angela Henry	Center for Advancement of Early Relationships (CAER)	CAER is an infant/toddler mental health program which provides best practices to serve children in the 0-5 age range. This program offers early intervention assessment and treatment to young children and their parents.	Children 0-5 age range.	State General Fund	Jefferson Parish
SGF \$54,145	IAT \$0	Fees \$0	Stat. Dedications \$0	Federal \$0	Total \$54,145
Mental Health and Social-Emotional Development Section Total					
SGF \$969,520	IAT \$184,033	Fees \$0	Stat. Dedications \$0	Federal \$5,827,108	Total \$6,980,661

EARLY CHILDHOOD SYTEM INTEGRATION BUDGET

FY 11

BrightStart
A Stronger Louisiana
Begins in Early Childhood

SGF	IAT	Fees	Stat. Dedications	Federal	Total
Access to Medical Care					
Early Care and Education					
Family Support and Parenting Education					
Mental Health and Social-Emotional Development					
EARLY CHILDHOOD SYTEM INTEGRATION BUDGET TOTALS					

EARLY CHILDHOOD SYTEM INTEGRATION BUDGET

FY 11

BrightStart
A Stronger Louisiana
Begins in Early Childhood

SGF	IAT	Fees	Stat. Dedications	Federal	Total
Access to Medical Care					
\$294,064,046	\$9,138,785	\$2,101,852	\$0	\$598,742,571	\$904,047,254
Early Care and Education					
Family Support and Parenting Education					
Mental Health and Social-Emotional Development					
EARLY CHILDHOOD SYTEM INTEGRATION BUDGET TOTALS					

EARLY CHILDHOOD SYTEM INTEGRATION BUDGET

FY 11

BrightStart
A Stronger Louisiana
Begins in Early Childhood

SGF	IAT	Fees	Stat. Dedications	Federal	Total
Access to Medical Care					
\$294,064,046	\$9,138,785	\$2,101,852	\$0	\$598,742,571	\$904,047,254
Early Care and Education					
\$29,698,618	\$4,389,479	\$1,860,825	\$17,507,434	\$241,317,633	\$294,773,989
Family Support and Parenting Education					
Mental Health and Social-Emotional Development					
EARLY CHILDHOOD SYTEM INTEGRATION BUDGET TOTALS					

EARLY CHILDHOOD SYTEM INTEGRATION BUDGET

FY 11

BrightStart
A Stronger Louisiana
Begins in Early Childhood

SGF	IAT	Fees	Stat. Dedications	Federal	Total
Access to Medical Care					
\$294,064,046	\$9,138,785	\$2,101,852	\$0	\$598,742,571	\$904,047,254
Early Care and Education					
\$29,698,618	\$4,389,479	\$1,860,825	\$17,507,434	\$241,317,633	\$294,773,989
Family Support and Parenting Education					
\$34,712,991	\$10,144,910	\$5,701,573	\$93,000	\$237,516,183	\$288,168,657
Mental Health and Social-Emotional Development					
EARLY CHILDHOOD SYTEM INTEGRATION BUDGET TOTALS					

EARLY CHILDHOOD SYTEM INTEGRATION BUDGET

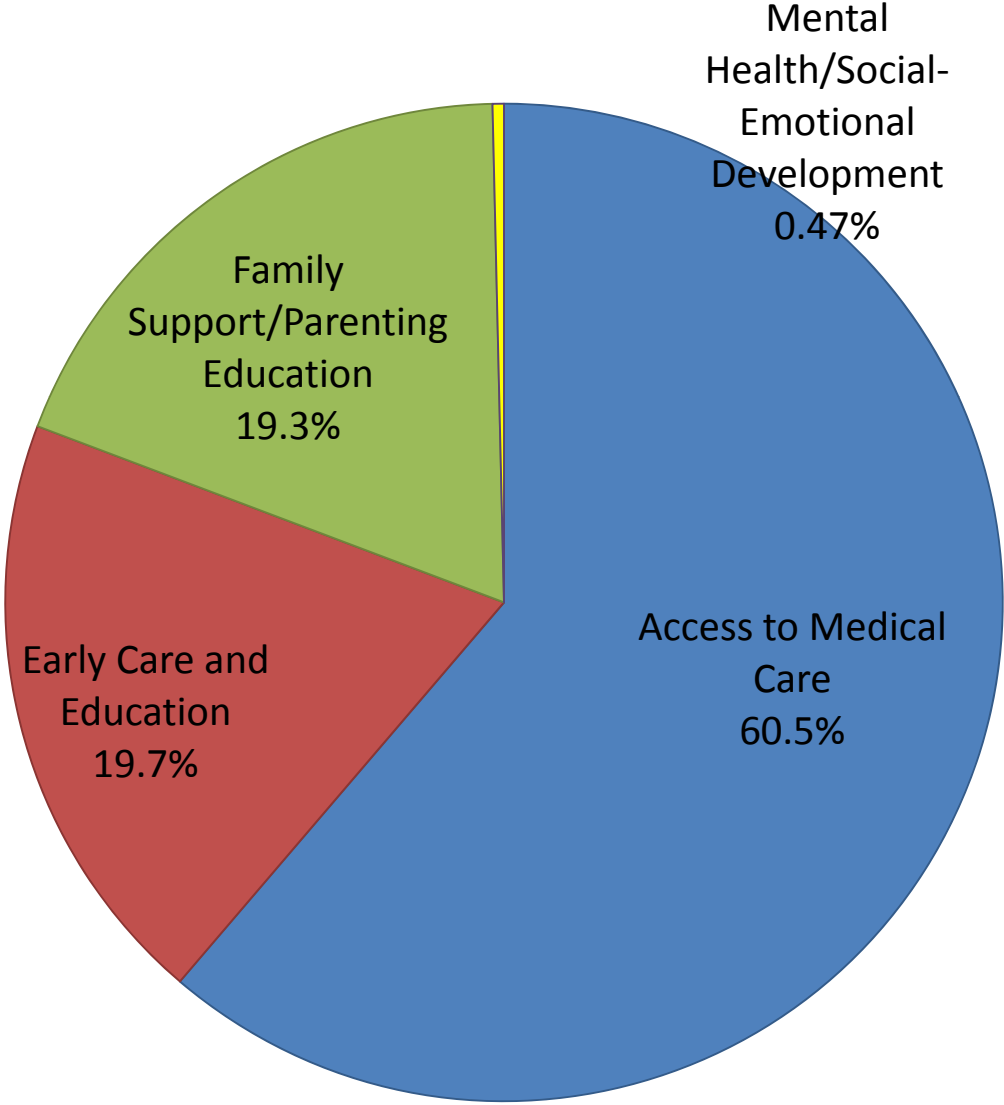
FY 11

BrightStart
A Stronger Louisiana
Begins in Early Childhood

SGF	IAT	Fees	Stat. Dedications	Federal	Total
Access to Medical Care					
\$294,064,046	\$9,138,785	\$2,101,852	\$0	\$598,742,571	\$904,047,254
Early Care and Education					
\$29,698,618	\$4,389,479	\$1,860,825	\$17,507,434	\$241,317,633	\$294,773,989
Family Support and Parenting Education					
\$34,712,991	\$10,144,910	\$5,701,573	\$93,000	\$237,516,183	\$288,168,657
Mental Health and Social-Emotional Development					
\$969,520	\$184,033	\$0	\$0	\$5,827,108	\$6,980,661
EARLY CHILDHOOD SYTEM INTEGRATION BUDGET TOTALS					
\$359,445,175	\$23,857,207	\$9,664,250	\$17,600,434	\$1,083,403,495	\$1,493,970,561

Early Childhood System Integration Budget

FY 11 Appropriated (Act 11)



BrightStart

A Stronger Louisiana
Begins in Early Childhood



Quality Start

Louisiana's Quality Rating System
For Child Care Centers



Quality Start – Louisiana's QRIS

- Recognize the quality of child care being offered by child care providers
- Build and sustain quality child care
- Inform parents about the quality of child care



Points to Earn Stars

**Total Number of
Points**

Star Rating

3-5



6-9



10-11



Integrating Social-Emotional Development in the Rating System

- Environment Rating Scales
 - Social-Emotional Subscale
- Mental Health Consultation
- Social-Emotional Screening
 - Training
 - Warm Line



Environment Rating Scales


Social-Emotional Subscale



Environment Rating Scales



Infant/Toddler Environment Rating Scale - Revised (ITERS-R) – birth through 2¹/₂ years



Early Childhood Environment Rating Scale - Revised (ECERS-R) – 2¹/₂ years to 5 years

Harms, T., Cryer, D., & Clifford, R. M. (2006)

Harms, T., Clifford, R. M., Cryer, D. (2005)



Each ERS Scale Assesses

- Space and Furnishings
- Personal Care Routines
- Activities
- Listening & Talking/Language-Reasoning Skills
- Interaction
- Program Structure



Social-Emotional Subscale

- ITERS-R
 - Listening and Talking
 - Interaction
 - Program Structure
- ECERS-R
 - Language-Reasoning
 - Interaction
 - Program Structure



Program Standards - Scores on the ERS (ITERS/ECERS)

Points

Criteria

- | | |
|---|---|
| 1 | An average of 3.75 on the social-emotional subscale, with no one classroom lower than 3 on the subscale |
| 2 | An average of 4 on the social-emotional subscale, with no one classroom lower than 3 on the subscale |
| 3 | An average of 4.25 on the social-emotional subscale, with no one classroom lower than 3.25 on the subscale |
| 4 | An average of 4.5 on the social-emotional subscale, with no one classroom lower than 3.5 on the overall ERS |
| 5 | An average of 5 on the overall ERS, with no one classroom lower than 4 on the overall ERS |

Program Standards - Scores on the ERS (ITERS/ECERS)

Points

Criteria

- | | |
|---|---|
| 1 | An average of 3.75 on the social-emotional subscale, with no one classroom lower than 3 on the subscale |
| 2 | An average of 4 on the social-emotional subscale, with no one classroom lower than 3 on the subscale |
| 3 | An average of 4.25 on the social-emotional subscale, with no one classroom lower than 3.25 on the subscale |
| 4 | An average of 4.5 on the social-emotional subscale, with no one classroom lower than 3.5 on the overall ERS |
| 5 | An average of 5 on the overall ERS, with no one classroom lower than 4 on the overall ERS |

Mental Health Consultation

—
BrightStart

A Stronger Louisiana
Begins in Early Childhood



Model Components

- All centers participating in the QRIS program are eligible
- Centers serving children enrolled in CCAP receive priority
- 6 months - 12 total visits
 - One day every other week (day = 5-6 hours)



Quality Start Mental Health Consultants

- 13 full time equivalent consultants across state
- All have master's degree in a mental health field and hold a license
- Primarily LCSW or LPC



Community Agency Involvement

- Each MHC is employed through a regional nongovernmental agency
- Benefits of regional agency:
 - MHC is identified as member of community at large
 - MHC can call upon unique aspects of his/her agency



Evaluation - CLASS

- Centers who have participated in Quality Start MHC show significant improvement in:
 - Teachers' Emotional Support of children:
 - Positive climate
 - Teacher sensitivity
 - Regard for student perspective



Evaluation - CLASS

- Centers who have participated in Quality Start MHC show significant improvement in:
 - Teachers' Classroom Organizations:
 - Behavior management
 - Productivity
 - Instructional learning



Evaluation – Self-Efficacy

- After consultation, teachers and directors reported
 - Positive changes in their own ability to support children’s social and emotional development
 - Positive changes in the center’s ability to support children’s social and emotional development



Social-Emotional Screening

—
BrightStart

A Stronger Louisiana
Begins in Early Childhood



Program Standards: Social-Emotional Development Screening

Points	Criteria
4	Complete screening for social-emotional development with instrument from recommended list for all children (0-5 yrs.) within 45 calendar days of enrollment and annually thereafter. Conference with parents to review results and provide a list of community resources.
5	Same



Staff Qualifications: Social Emotional Screening Training

Points	Criteria
3	Directors and lead teachers complete training in social-emotional screening of children.
4	Same
5	Same





Funding

—
BrightStart

A Stronger Louisiana
Begins in Early Childhood



Funding to Support QRIS

- Tiered Bonus Payments
- School Readiness Tax Credits



SCHOOL READINESS TAX CREDITS

Long Term Funding for Quality Child Care



School Readiness Tax Credits

- Package of 4 Tax Credits
 - Credits to Providers
 - Credits to Directors and Teachers
 - Credits to Business for Supporting Child Care
 - Credits to Parents/Consumers



Why Tax Credits?

- Tax policies can support the ends we want to achieve...
 - School Readiness
 - Quality Child Care



TAX CREDITS TO CHILD CARE PROVIDERS

BrightStart

A Stronger Louisiana
Begins in Early Childhood



Tax Credits to Providers

- Providers receive a tax credit based on the number of children they serve in the Child Care Assistance Program (or in foster care)
- Refundable credit
- Both for-profit and non-profit centers are eligible



Tax Credits to Providers

Star Rating	Tax Credit (per child in CCAP/foster care)
★★★★★	\$1,500
★★★★	\$1,250
★★★	\$1,000
★★	\$750
1 Star (or not participating)	No credit



Tax Credits to Providers

- If you serve 10 CCAP children and you are a 2 star center, then you receive a \$7,500 refundable tax credit!
 - 10 children x \$ 750 (2 star center) = \$7,500
 - 10 children x \$1,000 (3 star center) = \$10,000
 - 10 children x \$1,250 (4 star center) = \$12,500
 - 10 children x \$1,500 (5 star center) = \$15,000



TAX CREDITS TO DIRECTORS AND TEACHERS

—
BrightStart

A Stronger Louisiana
Begins in Early Childhood



Tax Credits to Directors and Teachers

- Refundable credits
- Based on the level of education
 - Must be working at a center participating in the rating system
 - Must work there at least 6 months
 - The star rating of the center does not impact this credit



Tax Credits to Directors and Teachers

Child Care Director and Teacher Qualification	Tax Credit
Level 4	\$3,000
Level 3	\$2,500
Level 2	\$2,000
Level 1	\$1,500



TAX CREDITS TO EMPLOYERS/BUSINESSES

—
BrightStart

A Stronger Louisiana
Begins in Early Childhood

■ ■ ■ ■ ■



Tax Credits to Business

- Employers receive a credit for “eligible child care expenses” based on the quality rating of the center
- Refundable credits



Tax Credits to Business

Star Rating	Tax Credit
★★★★★	20%
★★★★	15%
★★★	10%
★★	5%
1 Star (or not participating)	No credit



Tax Credits to Business

- Eligible Expenses

Employers may claim a tax credit for up to \$5,000 in grants to child care resource and referral agencies.

- This credit is dollar for dollar.
- Maximum is \$5,000



TAX CREDITS TO PARENTS/CONSUMER

BrightStart

A Stronger Louisiana
Begins in Early Childhood



Tax Credits to Parents

- Builds on the existing state child care tax credit.
- Families are eligible for an increased tax credit based upon the quality rating of the center.



Tax Credits to Parents

Star Rating	Increase to Existing State Tax Credit
★★★★★	200%
★★★★	150%
★★★	100%
★★	50%
1 Star (or not participating)	No Change

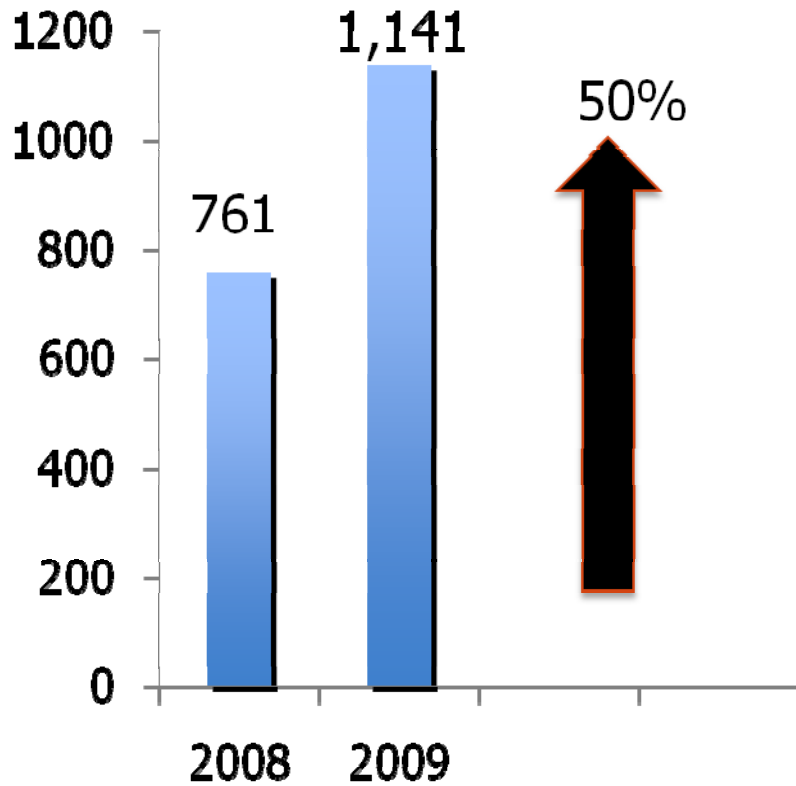


SRTC IMPACT

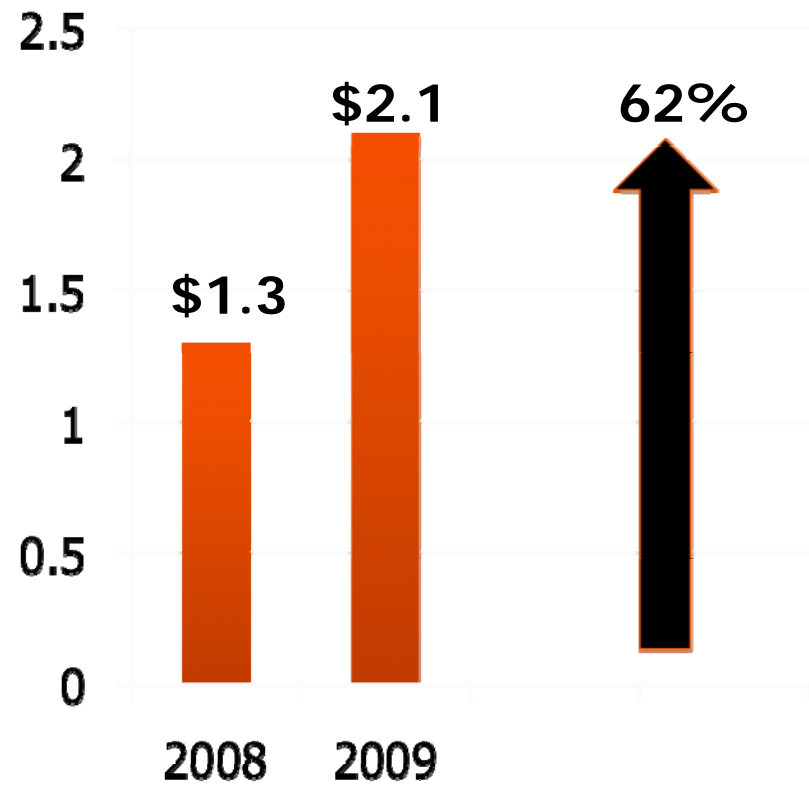
Year 1-2
(2008-2009)

Tax Credits to Directors/Teachers

Number

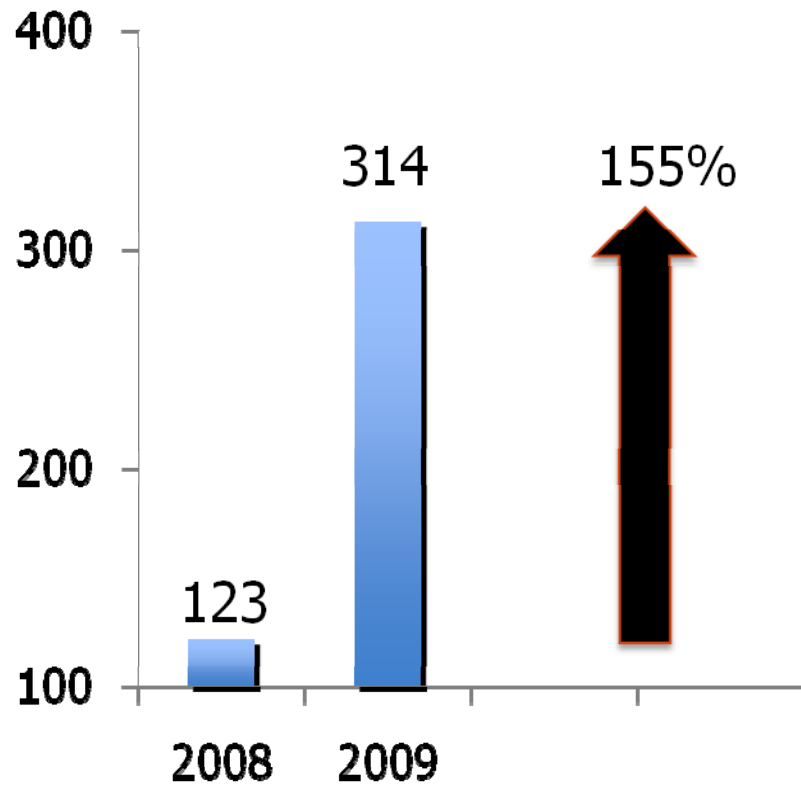


Dollars in Millions

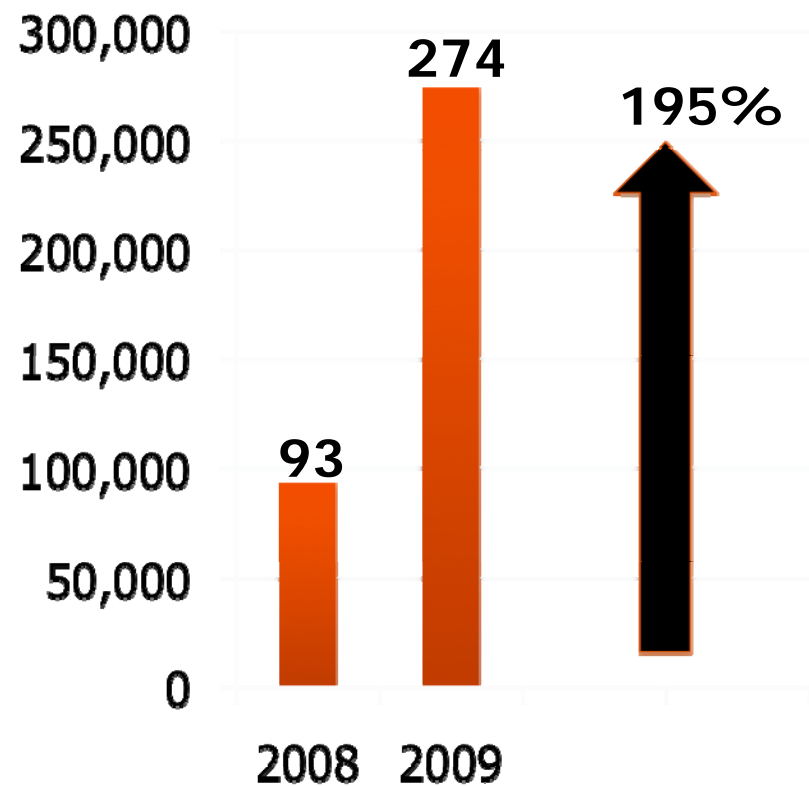


Tax Credits to Businesses that Support CCR&R

Number

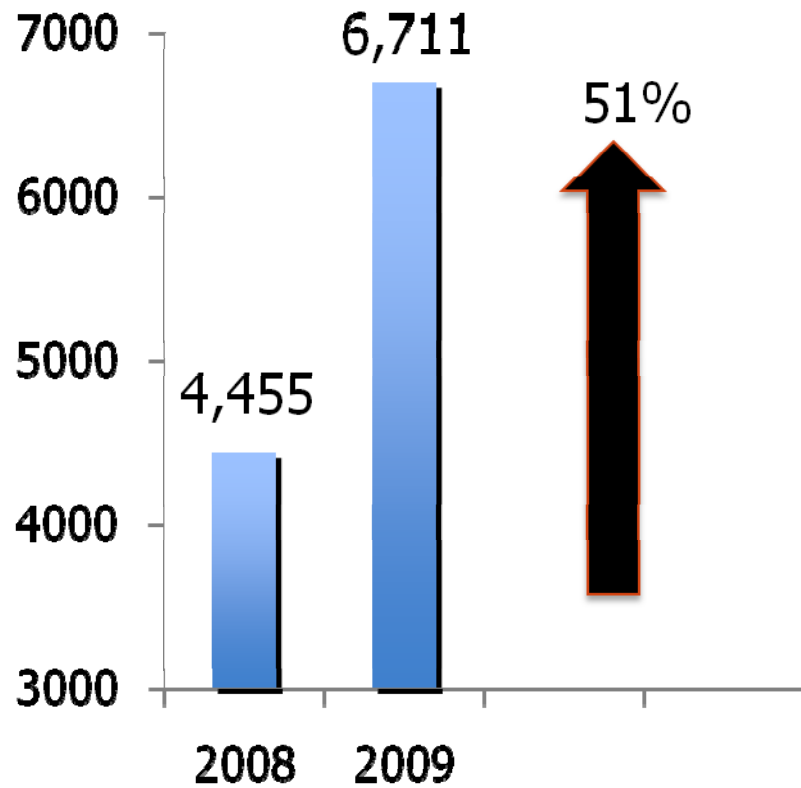


Dollars

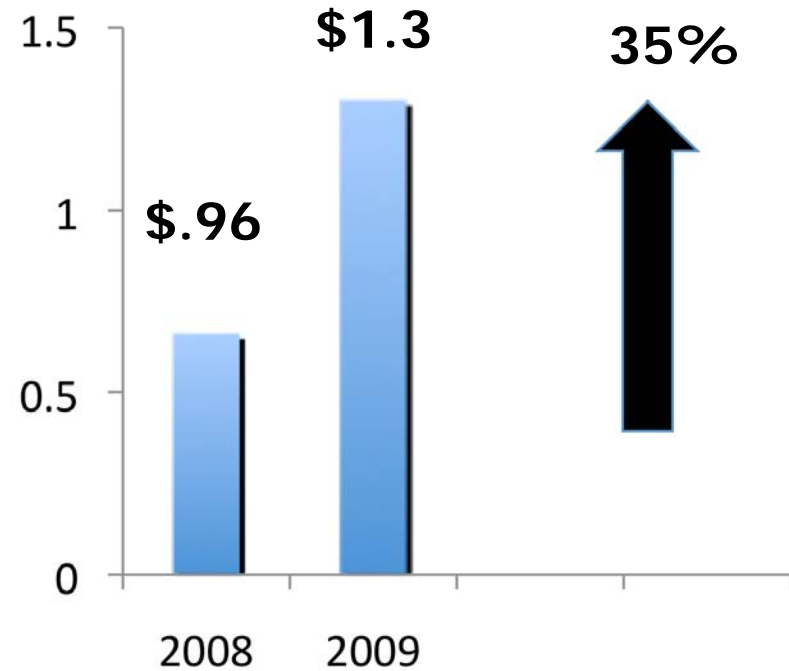


Tax Credits to Parents

Number

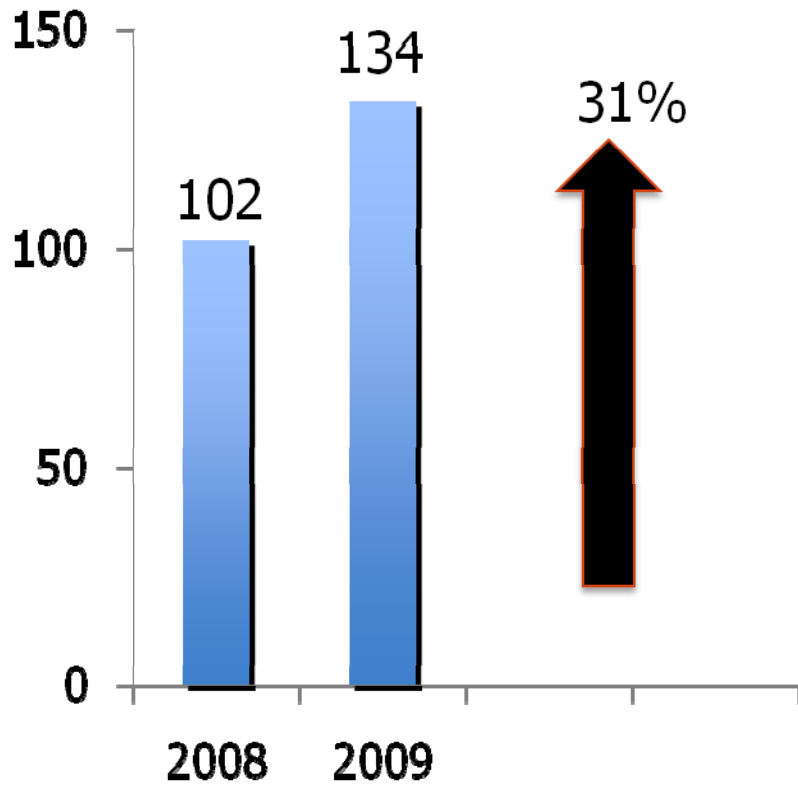


Dollars in Millions

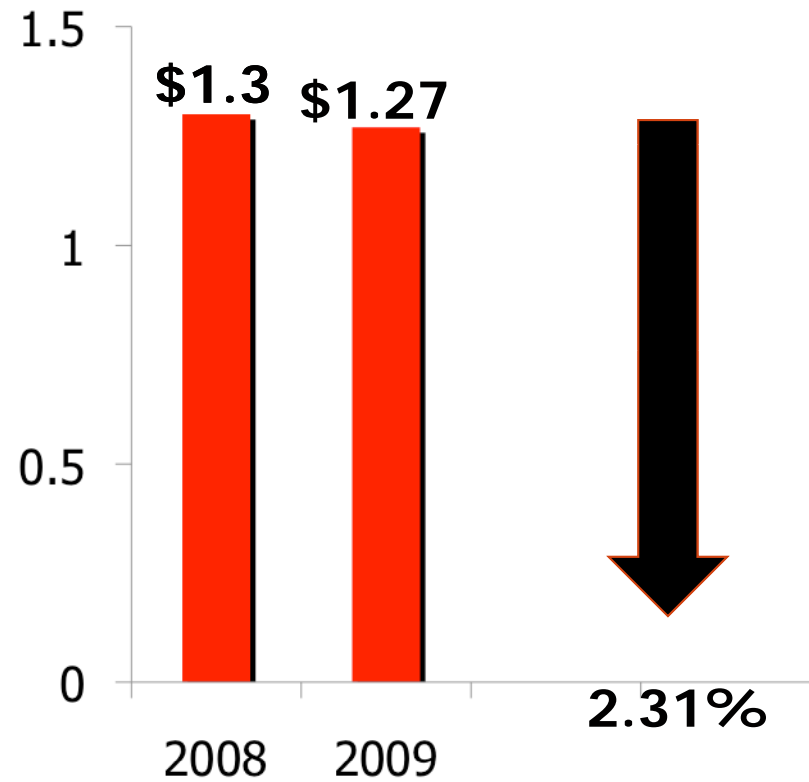


Tax Credits to Providers

Number

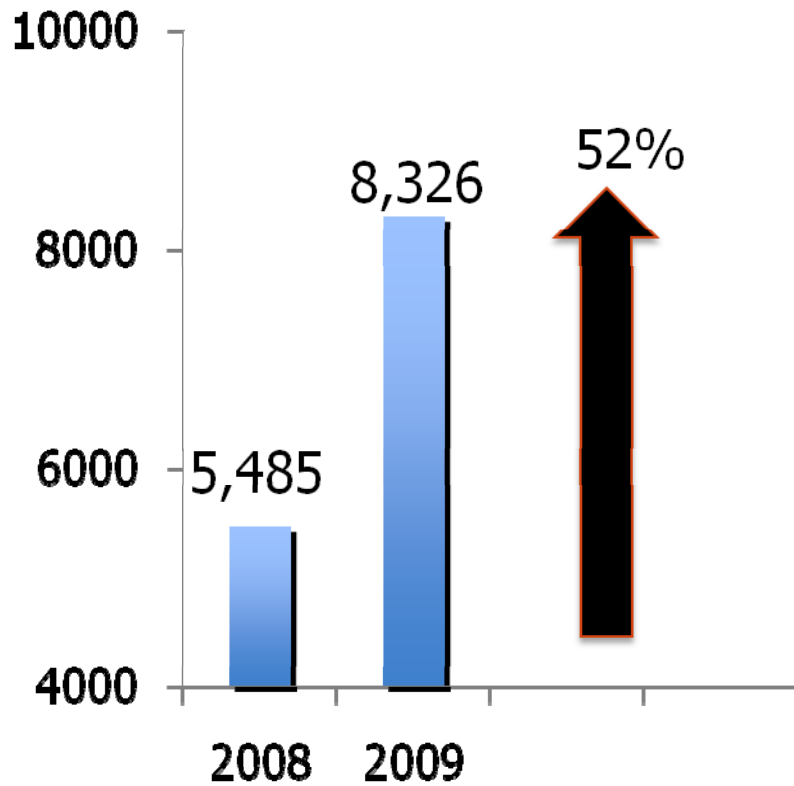


Dollars in Millions

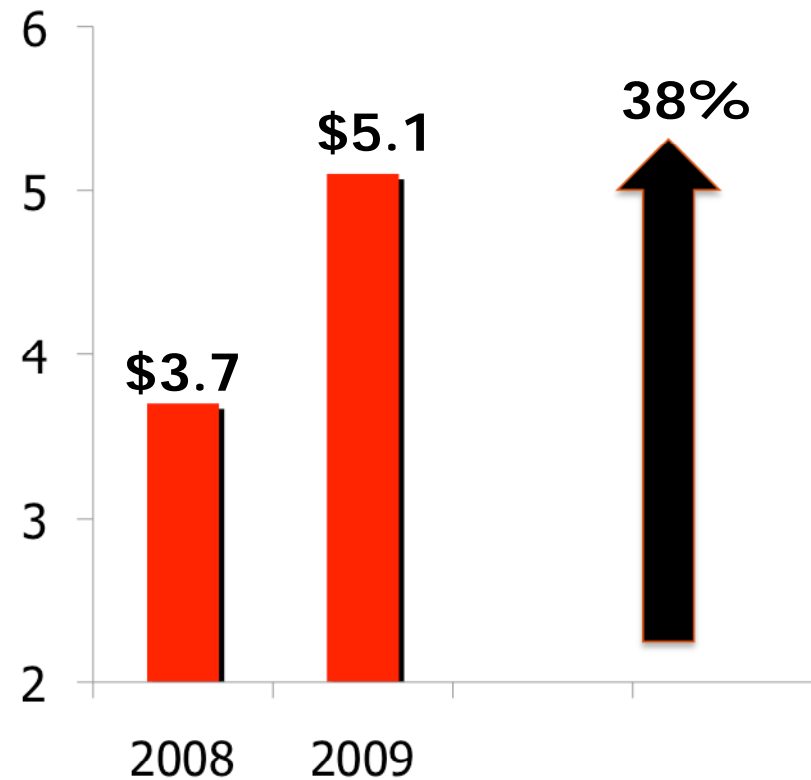


Total Impact

Taxpayers



Dollars in Millions





THANK YOU
Contact Information:
Geoffrey Nagle
gnagle@tulane.edu

